



# Light Pediatric Bath Chair



**High-quality Materials**

**Personalized Customization**

**Easy-Folded**



The Light Standard provides excellent support and stability during bath time, allowing caregivers to safely and comfortably bathe children who may have difficulty sitting upright or maintaining balance.

Enhance the bath chair with the variety of optional accessories.

All the accessories are made of quick-dry, and breathable material, easily to be removed for cleaning.

Anti-slip materials ensures enhanced stability and safety.

The frame is made of aluminum alloy, and it can support up to 160 lbs.

Press the button to easily adjust the tilt angle.

001



Simple and effortless folding design allows for quick storage or transportation.



## **Backrest**

The backrest of the chair offers customizable comfort with 5 different incline settings, allowing the user to adjust it from a flat position to a versatile range of angles up to 90°.



## **Calf Support**

The calf support can be adjusted independently in 5 different positions, providing with unparalleled flexibility.



## **Back Leg**

The back leg of the frame can be adjusted to tilt, allowing for overall height adjustment of the bath chair. This feature enables the user to adapt the chair to the specific bathroom environment, and provide added convenience for caregivers.



## **Flat Mode**

The frame can be completely flattened, allowing it to be placed inside a bathtub. This enables the user to engage in simple play activities within the bathtub, promoting muscle development, enhancing motor skills, and sensory perception.



003

The Light Plus frame features an upgraded backrest adjustment system, allowing caregivers to easily adjust the tilt angle with just one hand.

The one-hand adjustment system ensures that the bath chair can be tailored to meet the needs of both the user and the caregiver, providing a more convenient and comfortable bathing experience.



Press the button to easily adjust the tilt angle.



One-hand adjustment system provides more convenience during the shower time.



Anti-slip materials ensures enhanced stability and safety.



Simple and effortless folding design allows for quick and hassle-free storage or transportation.





004



The Light Lite frame stands out not only for its independent adjustment of the seat tilt angle, offering four customizable levels through convenient one-hand adjustment system but also for the backrest's versatility, allowing users to adjust it in five levels using the same one-hand adjustment system.

This design innovation ensures a personalized and adaptable experience, further enhancing user comfort and usability. With its lightweight design, it remains optimal for easy transportation.



Both back and seat tilt angle can be adjusted for the perfect fit.



One-hand adjustment system provides more convenience during the shower time.



Anti-slip materials ensures enhanced stability and safety.



Simple and effortless folding design allows for quick and hassle-free storage or transportation.



## *Press both side adjustment*

**001**



**Model: BCL001**

With a simple press of the buttons on both sides of the Light Standard frame, the caregivers can effortlessly adjust the tilt angle of the backrest.

**Model: BCL003**

The Light Plus features an upgraded backrest adjustment system. This innovative feature enables effortless tilt angle adjustment with just one hand.

## *One-hand adjustment*

**003**



## *Adjustable seat tilt angle*

**004**



**Model: BCL004**

The Light Lite is crafted for those who prefer a lighter design without compromising on functionality, which makes it the perfect blend of simplicity and efficiency.



The bath chair offers a variety of optional accessories that can be combined according to the individual needs of the user, creating a safer and more comfortable bathing environment.



*Head Lateral Support*



*Chest Belt*



*Leg Strap*



*Calf Strap*

All accessories are made from anti-bacterial, quick-dry and breathable materials, ensuring gentle care for sensitive skin.



## *Tub Stand*

The Tub Stand is designed to elevate the bath chair. Each of the four legs of the support frame is equipped with anti-slip materials.



## *Shower Stand*

The Shower Stand features swivel casters, which are equipped with anti-slip materials and locking mechanisms, ensuring both stability and safety of the bath chair.

The stand can be folded into compact size, allowing for convenient storage.



The bath chair can be easily attached or detached from the stand.



The swivel casters are equipped with locking mechanisms.











### Light Standard \ Light Plus

Item Dimensions	Small	Medium	Large
Seat Depth	28cm	35cm	40cm
Seat Width	43cm	43cm	43cm
Back Height	49cm	60cm	71.5cm
Calf Length	25cm	29.5cm	34cm
Overall Length Flat	100cm	123cm	142.5cm
Overall Width	43.8cm	43.8cm	43.8cm
Seat Height above Floor	15-29.7cm	15-33.8cm	15-38cm
Age Range	1~6 years	4~12 years	9~16 years
Weight Capacity	160 lbs.	160 lbs.	160 lbs.

### Light Lite

Item Dimensions	Small	Medium	Large
Seat Depth	42cm	42cm	42cm
Seat Width	43cm	43cm	43cm
Back Height	49cm	60cm	71.5cm
Overall Length Flat	100cm	123cm	142.5cm
Overall Width	43.8cm	43.8cm	43.8cm
Seat Height above Floor	15-29.7cm	15-33.8cm	15-38cm
Age Range	1~6 years	4~12 years	9~16 years
Weight Capacity	160 lbs.	160 lbs.	160 lbs.



Fabric Cover			
Standard Fabric	 Blue	 Pink	 Orange
Soft Fabric	 Blue	 Pink	



Tub Stand



Shower Stand

Item Dimensions	Small	Medium	Large	Item Dimensions	Small	Medium	Large
Length	104.5cm	108cm	110cm	Length	112cm	115cm	117.5cm
Width	49.8cm	49.8cm	49.8cm	Width	49.8cm	49.8cm	49.8cm
Height	35.5cm	35.5cm	35.5cm	Height	43cm	43cm	43cm